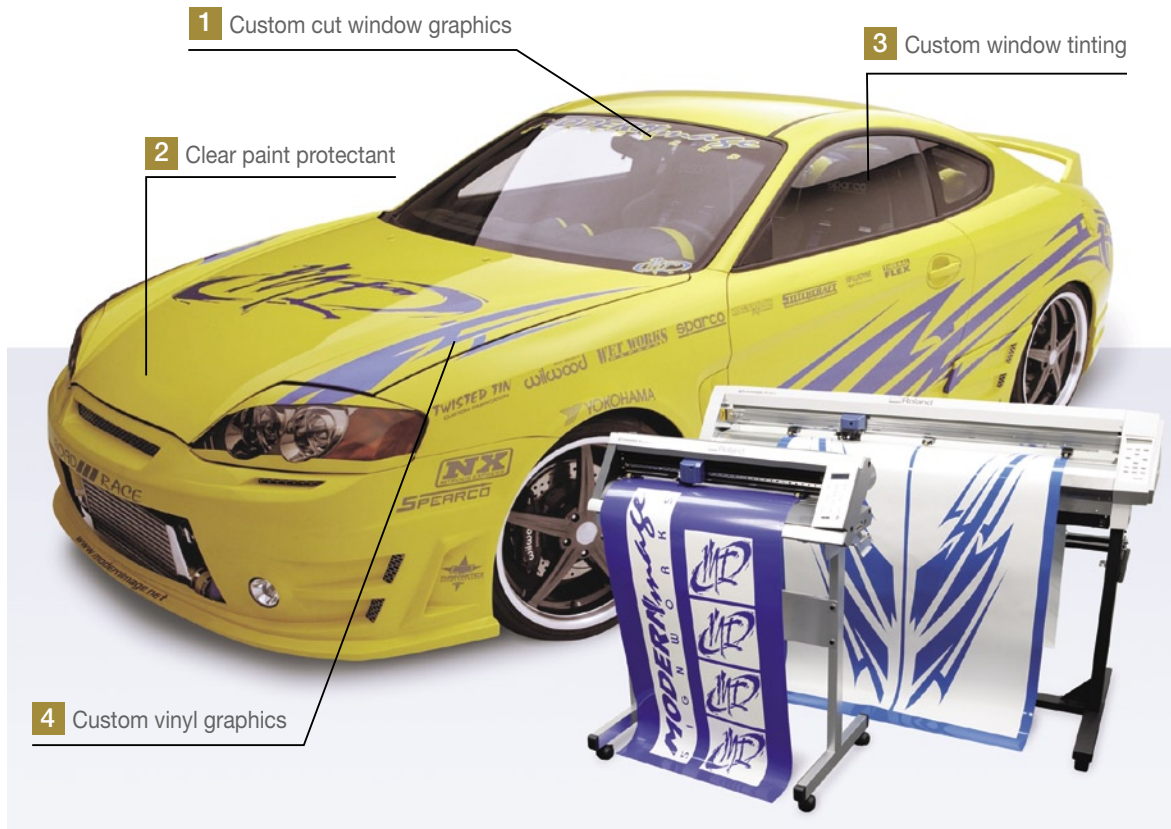


PROFESSIONAL RESTYLING APPLICATIONS THAT MAKE BIG MONEY

Using Roland GX Vinyl Cutters



The automotive restyling industry is red hot! People want to personalize their cars, trucks, boats, trailers, RV's, motorcycles and more with everything from flames to tinted windows and racing stripes. Now, with a single device, you can get in on the action.

Roland GX vinyl cutters let you shift your restyling business into high gear. Powered by digital servomotors, these professional grade devices achieve maximum accuracy and get jobs done faster. They produce professional vehicle graphics and wraps, window tint, pinstripe and airbrush stencils, and clear paint protectant.

With their ability to perform all of these popular jobs, Roland GX cutters expand

your business and offer remarkable profit potential. Restyling shops around the world use Roland cutters to crank out quality graphics all day long. MotoGP, for example, is currently using a Roland vinyl cutter to produce a broad range of graphics, including event signage, on-track advertisements and vehicle graphics.

With ISO quality certification, Roland cutters have earned international reputation for reliable performance and outstanding results. The following automotive restyling pros share their secrets for making money!

Roland[®]
Advanced Solutions Division

Vehicle Graphics & Wraps



Enrico Del Mar owns and operates Modern Image Signworks, an award-winning graphics company with locations in Huntington Beach and San Diego. Modern Image has achieved legendary status for creating eye-catching, high-profile graphics. Its vehicle art has appeared in magazines, commercials, and hit movies such as *The Fast and the Furious* series.

"The GX Pro can cut any design you can imagine, scan or draw," said Del Mar. "Our Roland cutters produce awesome vehicle graphics all day, everyday. Over the 14 years we have been in business, they have never needed a single repair."

Popular jobs include logos, flames and tribal graphics. In addition to custom designs, several clipart packages on the market offer clean images for vinyl cutting. After your customer approves the graphics, simply size them with Roland CutStudio software and load the GX Pro with quality 2 mil vinyl.

The right material will last for years on cars and keep your customers happy. Cut the job, weed the graphics and install. The entire process takes just a couple of hours.

Thanks to the GX Pro's optical registration system, you can even produce full-color vehicle wraps. Just use your wide format printer to print the desired images with crop marks. Then laminate and load them in the GX Pro for precision contour cutting. The cutter automatically recognizes printer crop marks and then cuts the graphics. The end result is eye-popping graphics and a booming business. Visit the Modern Image Web site at www.modernimage.net.



Window Tint



Brett Wassell is the president of Film & Vinyl Designs, an industry leader in state-of-the-art computerized cutting solutions. Film & Vinyl Designs offers a turnkey window tinting solution that includes cutters, software, material and training. Customers include car dealerships, restyling shops, and interior designers.

"Window tinting is incredibly popular," said Wassell. "People love the privacy, the look and the sun protection. More and more people are even ordering window tint as a safety feature that keeps shattered glass in place. With a Roland cutter, this can be a major cash cow for sign shops, detailers, restyling shops and auto dealerships!"

When window tinting began about twenty years ago, the idea of a machine cutting the patterns was just a dream. Today, even though state-of-the-art cutters like the Roland GX Pro make it easy to generate superior results, many shops still cut window film by hand. They face a host

of problems, ranging from scratches and streaks to creases and wasted material.

Window tinting can earn your shop lots of money, so you definitely want to do it right. Use Film Designs for Roland software, as the patterns are tested and adjusted for maximum fit and efficiency. Select a quality, professional-grade Roland cutter and film backed by a good warranty and a strong manufacturer. Last but not least, attend a good training class to hone those all-important installation skills. Visit the Film & Vinyl Designs Web site at www.filmvinyl designs.com.



Clear Paint Protection

Jim Seely is the president of ClearMask Inc., a leader in the paint protection film industry since 1993. ClearMask designs and manufactures state-of-the-art film patterns that withstand years of chips, scratches and weathering. And unlike a vehicle bra or bug shield, it's nearly invisible.

"ClearMask is ideal for anyone who really treasures their car," said Seely. "Our film protects the entire front end, including the bumper, hood, fenders and mirror. Even a mid-sized rock flying at up to sixty miles per hour will not leave a mark."

Installing ClearMask kits has become a great way for restyling shops and dealers to grow their business. Anyone with a Roland GX Pro vinyl cutter and Film Designs software can cut and install the kits as quickly and easily as window tint or vinyl graphics. A typical "full frontal" kit costs about \$200 and takes less than an hour to

install. The job then sells for about \$1000 and makes loads of money! Visit the ClearMask Web site at www.clearmask.com.

ClearMask



Pinstriping & Airbrushing

Mike Learn of Mike Learn Airbrush & Design is well known for his spectacular art and hard-hitting airbrush instruction. The 29-year airbrushing veteran won the prestigious V-Twin Painter of the Year Award in 2004. He has painted Tony Stewart's Unique Whips Custom Hearse, Paul Yaffe's Easyrider Charity Auction Bike (over \$90,000 in profits!), and Kendall Johnson's 2005 & 2006 Centerfold Tour bikes, just to name a few.

"When thinking creatively, artists are often blocked by their own abilities," said Learn. "My Roland cutter lets me exceed those limitations and do things technically that I just could not do otherwise. The result is more creativity, faster production and more business."

Today's best pinstriped and airbrushed vehicle art begins in the computer. Successful shops are designing their art digitally and using a cutter to cut a paint mask to take their business to the next

level. Jobs that would normally take four hours to cut by hand take just 30 minutes with a Roland cutter. So spend that extra time making your custom art explode with creativity!


Just having the digital mask on file is a big business advantage. The mask lets artists easily scale a design perfectly and then re-create it, saving time and stress. Mike Learn, a master in the art of airbrushing and pinstriping, offers classes, online and DVD instruction that focus on boosting quality and production times with a vinyl cutter. Visit Mike Learn's Web site at www.mikelearn.com.



Tools of the Trade

- Roland CAMM-1 GX Vinyl Cutters
- Film Catch Baskets
- Film Designs Basic for Roland Software
- Quality Window Film, Urethane, and Vinyl with a good warranty and backed by the manufacturer
- Bundled Roland CutStudio Design Software
- Mike Learn Airbrushing Classes
- Roland University Training
- PC with Windows XP/Vista

Tools of the Trade Sold by Roland Authorized Dealers separately or as a complete bundled solution.




Powerful servomotors achieve maximum accuracy and cutting speeds.



Convenient front panel makes it easy to adjust blade force, cutting speed and origin point. It also stores cutting conditions for up to eight pre-set jobs. (GX-PRO Front panel shown.)




Easy access USB and serial ports make connectivity a snap.



Re-size, re-position, rotate and mirror graphics for precision cutting. Roland CutStudio™ makes it easy!

Roland GX PRO Cutters

- Cutting material up to 33 inches per second for maximum productivity
- Mechanical resolution of 0.0005" guarantees precision results
- Max down force of 350 grams for top performance with the thickest materials
- Accepts a wide range of materials from paint mask and paint protection film to vinyl and window film
- Optical registration system facilitates accurate contour cutting
- USB and serial connectivity for fast and easy set up
- Roland CutStudio™ Software included
- Available Widths: 36", 46" and 54"
- Stand included
- Optional film catch basket available



Roland GX-24 Cutter

- Cutting material up to 20 inches per second for maximum productivity
- Mechanical resolution of 0.0005" guarantees precision results
- Perfect for cutting window film and vinyl
- Optical registration system facilitates accurate contour cutting
- USB and serial connectivity for fast and easy set up
- Roland CutStudio™ Software included
- Available Width: 24"
- Optional stand available
- Optional film catch basket available



GX-24 shown with optional stand.

Roland reserves the right to make changes in specifications, materials or accessories without notice. Your actual output may vary. For optimum output quality, periodic maintenance to critical components may be required. Please contact your Roland dealer for details. No guarantee or warranty is implied other than expressly stated. Roland shall not be liable for any incidental or consequential damages, whether foreseeable or not, caused by defects in such products. All trademarks are the property of their respective owners.

Roland
Advanced Solutions Division

Authorized Dealer:

www.RolandASD.com

Order genuine Roland parts & accessories at www.RolandASDStore.com

RASD-AUTOPSNL-1